

# BIO EXAM #1, Friday. February 23, 8:00 A.M.

Bring your SID. Know your SID #, your **discussion section #**, your discussion GSI's name and exam location. The exam is during lecture time. You will have 50 minutes. Your exam room is assigned based upon your **DISCUSSION SECTION NUMBER!**

**BRING:** Several sharp #2 pencils & a good eraser (Scantrons will be provided.)

**CONTENT:** It will cover lectures 1-14. There will be about 40 multiple choice questions. The exam will include the Friday (2/16) lecture but not the 2/21 lecture.

**ROOM ASSIGNMENTS:** See the back. Know your location before the exam.

**REVIEWS:** The format will be question and answer. Come with questions!

**Dr. Schlissel:** Wed (2/21) 5-6 PM in 155 Dwinelle.

**GSI's:** No reviews will be held.

## OFFICE HOURS:

**Dr. Schlissel:** F 2/16 9:15-10:30, T 2/20 2-3:30, W 9:15-10 in 499 LSA.

**GSI's:** M-F 10 AM - 2 PM.

**DISCUSSION:** There are no discussions on Monday 2/19. You can attend a Tuesday discussion- see page 4 of the syllabus for discussion times and locations.

**COURSE READER:** Review Dr. Schlissel's powerpoint slides and problem sets.

**PRACTICE EXAMS:** See the exam reader.

## SCANTRON FORM

Write in and bubble in your name, SID, and section #. The first 8 boxes of the ID # field are for your SID, the second two for the last 2 digits of your discussion section #. See below for an example of how to correctly fill out the provided scantron.

SCANTRON FORM NO. F-4391 © SCANTRON CORPORATION 1992 ALL RIGHTS RESERVED. 04 M4 2102-999-54321

1	2	3	4	5	6	7	8	9	10
1	2	3	4	5	6	7	8	9	10
1	2	3	4	5	6	7	8	9	10
1	2	3	4	5	6	7	8	9	10
1	2	3	4	5	6	7	8	9	10
1	2	3	4	5	6	7	8	9	10
1	2	3	4	5	6	7	8	9	10
1	2	3	4	5	6	7	8	9	10
1	2	3	4	5	6	7	8	9	10
1	2	3	4	5	6	7	8	9	10

Write I.D. Number Here

Mark I.D. Number Here

**SIDE 1**

SID: 12345678

NAME: Last, First

TEST: \_\_\_\_\_

DATE: last 2 digits SDATE SECT #. DATE PERIOD GSI name

**IMPORTANT**

USE NO. 2 PENCIL ONLY

EXAMPLE: A B C D E

ERASE COMPLETELY TO CHANGE

Seating is assigned within a given room by section number. You must go to your assigned room as listed on the backside. Additional detailed maps showing the assigned seating are available on our website.

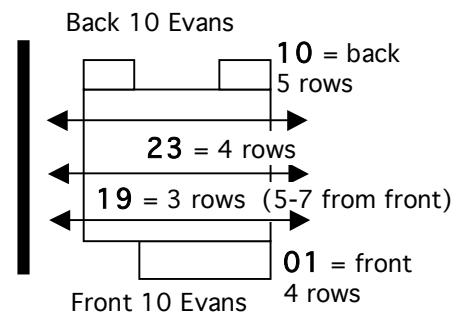
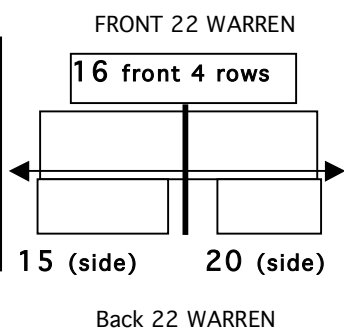
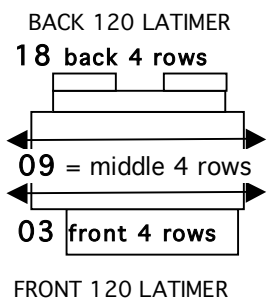
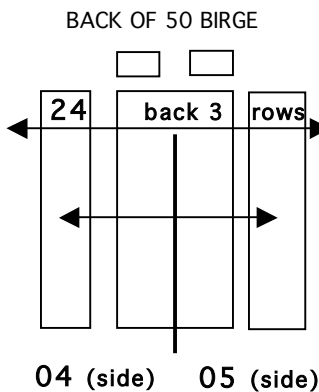
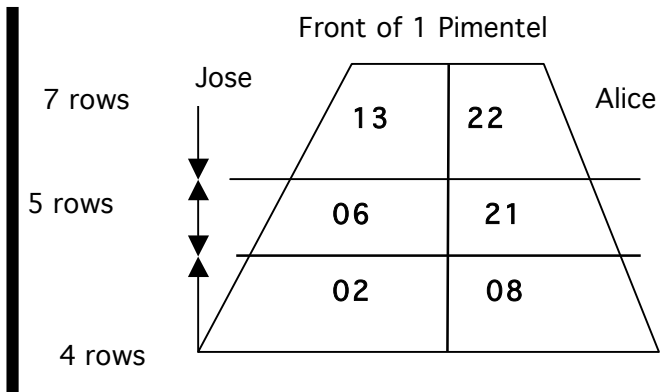
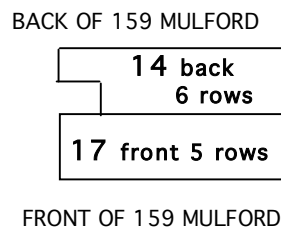
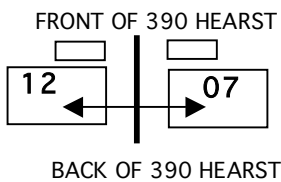
Find your **discussion #**. **BE AT YOUR ASSIGNED ROOM BY 8:00 AM, SEATED AND READY TO START.** See our website for more detailed seating maps.

### ROOM ASSIGNMENTS

	GSI Name	Room #			GSI Name	Room #	
<b>101</b>	Anna	10 Evans			<b>114</b>	Amanda	159 Mulford
<b>102</b>	Jose	1 Pimentel			<b>115</b>	Kihoon	22 Warren
<b>103</b>	Elaine	120 Latimer			<b>116</b>	Kihoon	22 Warren
<b>104</b>	Lillian (Lil)	50 Birge			<b>117</b>	Amanda	159 Mulford
<b>105</b>	Lillian (Lil)	50 Birge			<b>118</b>	Elaine	120 Latimer
<b>106</b>	Jose	1 Pimentel			<b>119</b>	Amanda	10 Evans
<b>107</b>	Li Yan	390 Hearst Mining			<b>120</b>	Kihoon	22 Warren
<b>108</b>	Alice	1 Pimentel			<b>121</b>	Alice	1 Pimentel
<b>109</b>	Elaine	120 Latimer			<b>122</b>	Alice	1 Pimentel
<b>110</b>	Anna	10 Evans			<b>123</b>	Anna	10 Evans
<b>112</b>	Li Yan	390 Hearst Mining			<b>124</b>	Lillian (Lil)	50 Birge
<b>113</b>	Jose	1 Pimentel					

**ASSIGNED SEATING Be on time! Bring a photo ID. Set 5 alarms if necessary.**

Seating is assigned by section #, within each room, by row. Seating is every **SECOND** seat (1,3,5,7, etc). Section numbers are abbreviated, e.g. 106 = 06.



FRONT OF 50 BIRGE