

BIO EXAM #1, Monday. Oct. 1st, 8:00 A.M.

Bring your SID. Know your SID #, your **discussion section #**, your discussion GSI's name and exam location. The exam is during lecture time. You will have 50 minutes. Your exam room is assigned based upon your **DISCUSSION SECTION NUMBER!**

BRING: Several sharp #2 pencils & a good eraser (Scantrons will be provided.)

CONTENT: It will cover lectures 1-14. There will be about 55 multiple choice questions. The exam will include the Friday (9/28) lecture.

ROOM ASSIGNMENTS: See the back. Know your location before the exam.

REVIEWS: The format will be question and answer. Come with questions!

GSI's: Friday (9/29) from 6-8 PM in 120 Latimer.

Dr. Malkin: Sat (9/29) 2:00 – 4:00 PM in 2050 VLSB.

OFFICE HOURS: All are held in 2084 VLSB.

Dr. Malkin: M/W/F 9-10:30 AM. T/Th 10-11 AM.

GSI's: M-F 10 AM - 2 PM.

COURSE READER: Review the course reader for lecture figures.

PRACTICE EXAMS: See the exam reader.

SCANTRON FORM

Write in and bubble in your name, SID, and section #. The first 8 boxes of the ID # field are for your SID, the second two for the last 2 digits of your discussion section #. See below for an example of how to correctly fill out the provided scantron.

SCANTRON FORM NO. F-4391 © SCANTRON CORPORATION 1992 ALL RIGHTS RESERVED. 04 M4 2102-999-54321

1	2	3	4	5	6	7	8	9
0	1	2	3	4	5	6	7	8
9	0	1	2	3	4	5	6	7
8	9	0	1	2	3	4	5	6
7	8	9	0	1	2	3	4	5
6	7	8	9	0	1	2	3	4
5	6	7	8	9	0	1	2	3
4	5	6	7	8	9	0	1	2
3	4	5	6	7	8	9	0	1
2	3	4	5	6	7	8	9	0
1	2	3	4	5	6	7	8	9
0	1	2	3	4	5	6	7	8

Write I.D. Number Here

Mark I.D. Number Here

IMPORTANT
USE NO. 2 PENCIL ONLY
EXAMPLE: A B C D E
ERASE COMPLETELY TO CHANGE

SIDE 1
NAME Last, First
TEST last 2 digits SECT #.
DATE DATE
PERIOD GSI name

Seating is assigned within a given room by section number. You must go to your assigned room as listed on the backside. Additional detailed maps showing the assigned seating are available on our website.

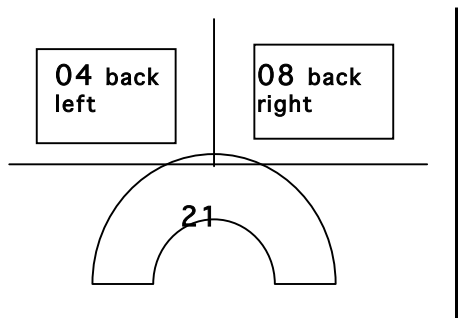
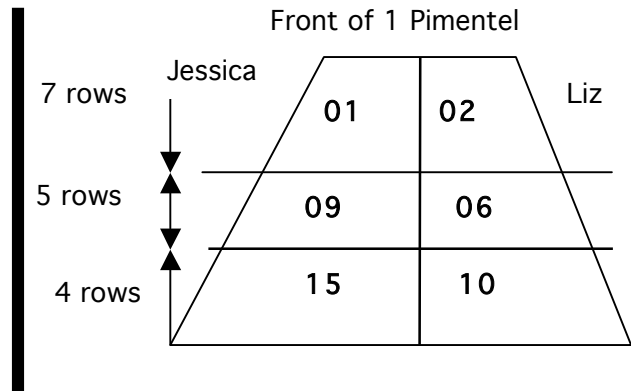
Find your discussion #. BE AT YOUR ASSIGNED ROOM BY 8:00 AM, SEATED AND READY TO START. See our website for more detailed seating maps.

ROOM ASSIGNMENTS

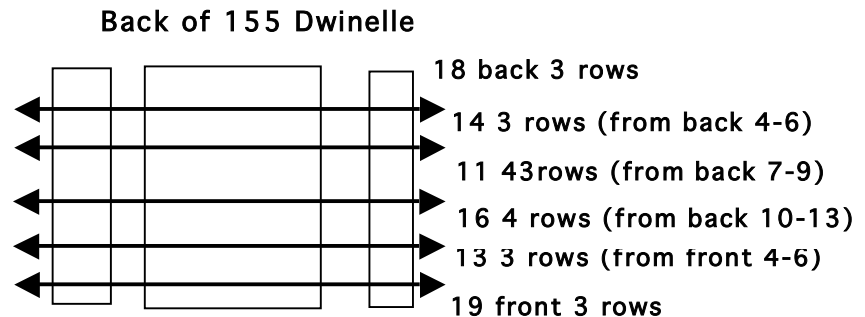
	GSI Name	Room #			GSI Name	Room #
101	Jessica	1 Pimentel		113	Asya	155 Dwinelle
102	Liz	1 Pimentel		114	Sonya	155 Dwinelle
103	Ryan	100 GPB		115	Jessica	1 Pimentel
104	Chelsea	105 Stanley		116	Asya	155 Dwinelle
105	Adrienne	145 Dwinelle		117	Adrienne	145 Dwinelle
106	Liz	1 Pimentel		118	Sonya	155 Dwinelle
107	Ryan	100 GPB		119	Asya	155 Dwinelle
108	Chelsea	105 Stanley		120	Roman	4 LeConte
109	Jessica	1 Pimentel		121	Chelsea	105 Stanley
110	Liz	1 Pimentel		122	Roman	4 LeConte
111	Sonya	155 Dwinelle		123	Roman	4 LeConte
112	Adrienne	145 Dwinelle		124	Ryan	100 GPB

ASSIGNED SEATING Be on time! Bring a photo ID. Set 5 alarms if necessary.

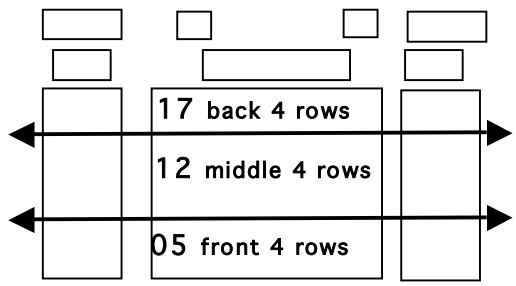
Seating is assigned by section #, within each room, by row. Seating is every **THIRD** seat (1,4,7,10, etc) except for the side rows in 100 GPB (every other seat). Section numbers are abbreviated, e.g. 106 = 06.



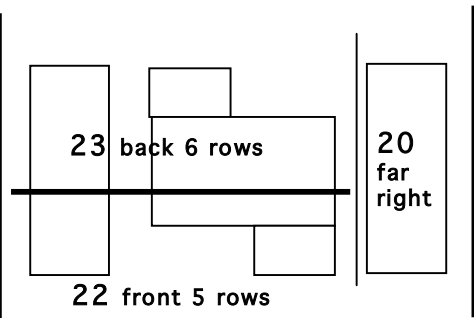
Front 105 Stanley



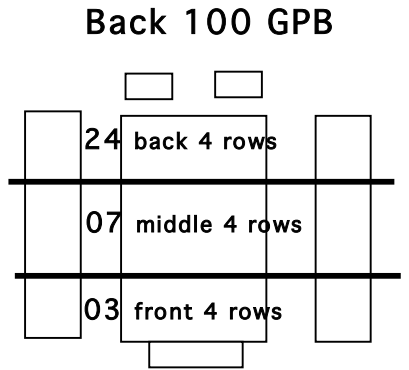
Front of 155 Dwinelle



Front 145 Dwinelle



Front 4 LeConte



Back 100 GPB