

# BIO EXAM #2, Monday Nov. 6th, 8:00 A.M.

Know your SID #, your **discussion section #**, your discussion GSI's name and exam location. The exam is during lecture time. You will have 50 minutes. Your exam room is assigned based upon your **DISCUSSION SECTION NUMBER!**

**BRING:** Several sharp #2 pencils & a good eraser (Scantrons will be provided.)

**CONTENT:** It will cover from lecture 15 up to the end of Gene Structure and Function in Eukaryotes. (Molecular Biology and Development will be covered on the final). There will be about 50 multiple choice questions.

**ROOM ASSIGNMENTS:** See the back. **Know your location before the exam.**

**REVIEWS:** The format will be question and answer. Come with questions!

**Dr. Fischer:** Monday (Oct. 30<sup>th</sup>) 7-9 PM in 1 Pimentel.

**Mike:** Friday (Nov. 3<sup>rd</sup>) from 6-8 PM in 1 Pimentel given by Mike Meighan.

**GSI's:** Saturday (Nov. 4<sup>th</sup>) 2-4 PM in 100 GPB led by Stephen, Devin & Ksenia.

## OFFICE HOURS:

**Dr. Fischer:** M/W/F 9:00-10:00 in 2084 VLSB.

**GSI's:** M-F 10 AM - 2 PM (all are in 2084 VLSB).

**COURSE READER:** Review Dr. Fischer's reader.

**PRACTICE EXAMS:** See the exam reader.

## SCANTRON FORM

Write in and bubble in your name, SID, and section #. The first 8 boxes of the ID # field are for your SID, the second two for the last 2 digits of your discussion section #. See below for an example of how to correctly fill out the provided scantron.

SCANTRON FORM NO. F-4391 © SCANTRON CORPORATION 1992 ALL RIGHTS RESERVED. 04 M4 2102-999-54321

1	2	3	4	5	6	7	8	9	10
11	12	13	14	15	16	17	18	19	20
21	22	23	24	25	26	27	28	29	30
31	32	33	34	35	36	37	38	39	40
41	42	43	44	45	46	47	48	49	50
51	52	53	54	55	56	57	58	59	60
61	62	63	64	65	66	67	68	69	70
71	72	73	74	75	76	77	78	79	80
81	82	83	84	85	86	87	88	89	90
91	92	93	94	95	96	97	98	99	00

Write I.D. Number Here

Mark I.D. Number Here

1  
2  
3  
4  
5  
6  
7  
8  
9  
0

SIDE 1  
SID  
NAME Last, First  
TEST  
DATE last 2 digits S E C T #. DATE PERIOD GSI name

IMPORTANT  
USE NO. 2 PENCIL ONLY  
EXAMPLE: A B C D E  
ERASE COMPLETELY TO CHANGE

Seating is assigned, by section, within a specific room. You must go to your assigned room as listed on the backside. Additional detailed maps showing the assigned seating are available on our website. You should examine the detailed map of your exam location.

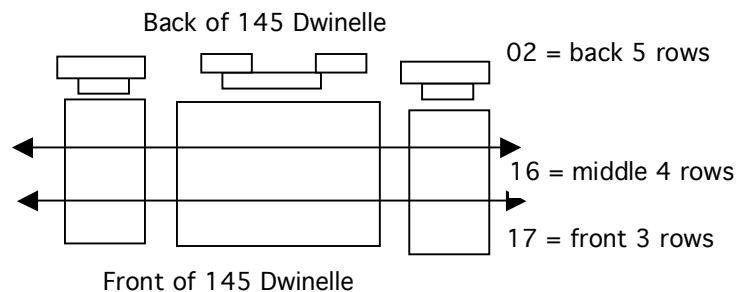
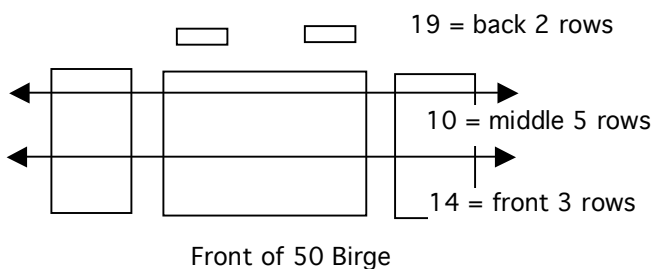
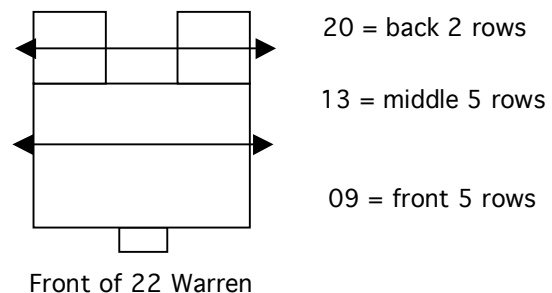
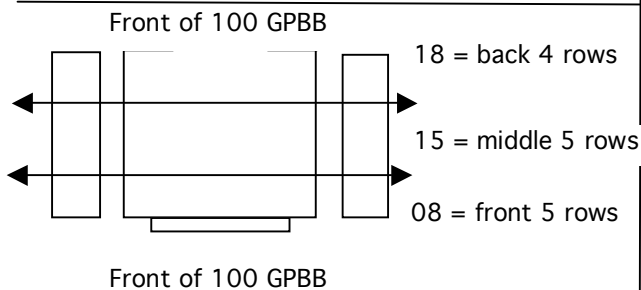
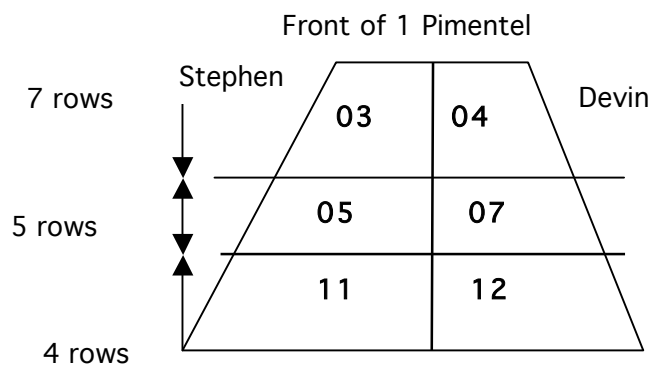
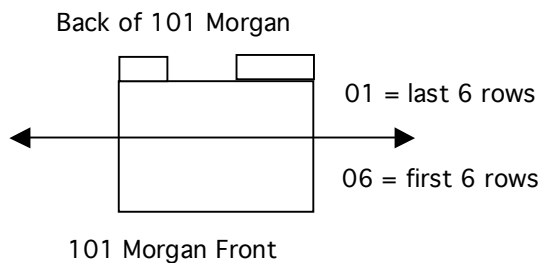
Find your **discussion #**. **BE AT YOUR ASSIGNED ROOM BY 8:00 AM, SEATED AND READY TO START.** See our website for more detailed seating maps.

### ROOM ASSIGNMENTS

	GSI Name	Room #			GSI Name	Room #
<b>101</b>	Laurie	101 Morgan		<b>111</b>	Stephen	1 Pimentel
<b>102</b>	Thuy	145 Dwinelle		<b>112</b>	Devin	1 Pimentel
<b>103</b>	Stephen	1 Pimentel		<b>113</b>	Crystal	22 Warren
<b>104</b>	Devin	1 Pimentel		<b>114</b>	Sean	50 Birge
<b>105</b>	Stephen	1 Pimentel		<b>115</b>	Ksenia	100 GPB
<b>106</b>	Laurie	101 Morgan		<b>116</b>	Thuy	145 Dwinelle
<b>107</b>	Devin	1 Pimentel		<b>117</b>	Thuy	145 Dwinelle
<b>108</b>	Ksenia	100 GPB		<b>118</b>	Ksenia	100 GPB
<b>109</b>	Crystal	22 Warren		<b>119</b>	Sean	50 Birge
<b>110</b>	Sean	50 Birge		<b>120</b>	Crystal	22 Warren

**ASSIGNED SEATING Be on time! Bring a photo ID. Set 5 alarms if necessary.**

Seating is assigned by section #, within each room, by row. Seating is typically every **THIRD** seat (1,4,7, etc). Section numbers are abbreviated, e.g. 106 = 06.



**Be sure to be on time and go to the correct room. Know your seating location.**